

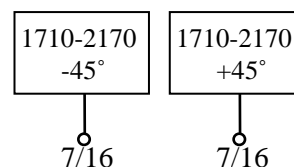
Panel	1710-2170
Dual Polarization	X
Half Power Beam Width	65°
Products Model	3GS-18X65TV10

XPOL 1710~2170MHz 65° 18dBi Variable Downtilt

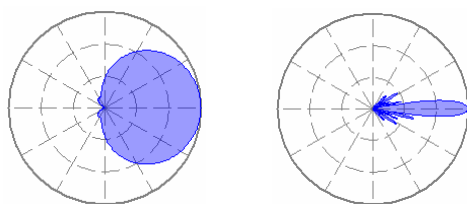
Sector Panel Antenna (Set by hand or by optional RCU) 0~10°

Data Sheet

Electrical Specifications		
Frequency range (MHz)	1710-1880	1880-2170
Polarization	±45°	
Gain (dBi)	17.5	18
Electrical downtilt	0~10° continuously adjustable	
Half power beam width (°)	Hor : 65 Vert : 6.5	Hor : 65 Vert : 6
Sidelobe suppression (dB) (First sidelobe above main beam)	≥ 16	
Front-to-back ratio (dB)	≥ 30	
Isolation (dB)	≥ 30	
Cross-polar ratio (dB)	≥ 15(±60° ≥ 11)	
Impedance (Ω)	50	
VSWR	≤ 1.50	
Intermodulation IM3 (2×43dBm carrier)	≤ -150dBc	
Maximum input power (W)	250(at 50°C ambient temperature)	
Lightning protection	DC Ground	



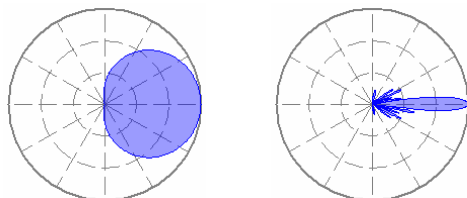
1710 – 1880 MHz: +45°/-45° Polarization



Horizontal Pattern

Vertical

1880 – 2170 MHz: +45°/-45° Polarization



Horizontal Pattern

Vertical

Mechanical Specifications	
Connector	2×7/16DIN-Female
Connector position	Bottom
Radome material	Fiberglass
Operating temperature(°C)	-40~65
Mounting hardware (mm)	φ 50~ φ 115
Antenna weight (kg)	10.5
Packing weight (kg)	13.5
Height×width×depth (mm)	1350X166X86
Packing size (mm)	1750X225X160

www.whayu.com