

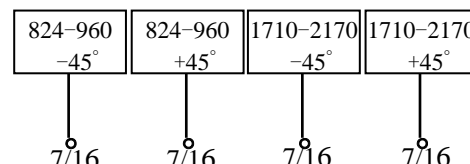
Panel	824-960 & 1710-2170
Dual Polarization	XX
Half Power Beam Width	65°
Products Model	DGS-1718X65TV10

**XXPol 824-960 & 1710-2170 MHz 65° 17/18dBi Variable Downtilt
Dual Band Antenna (Set by hand or by optional RCU) 0~10°**

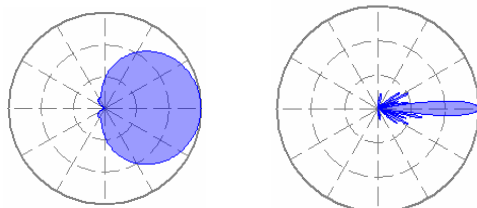
Data Sheet

Electrical Specifications

Frequency range (MHz)	824-960	1710-2170
Polarization	±45°	
Gain (dBi)	17	18
Electrical downtilt	0~10° continuously adjustable	
Half power beam width (°)	Hor : 65 Vert : 7	Hor : 65 Vert : 6
Sidelobe suppression (dB) (First sidelobe above main beam)	≥ 16	
Front-to-back ratio (dB)	≥ 30	
Isolation (dB)	≥ 30	
Cross-polar ratio (dB)	≥ 15 (±60° ≥ 11)	
Impedance (Ω)	50	
VSWR	≤ 1.50	
Intermodulation IM3 (2×43dBm carrier)	≤ -150dBc	
Maximum input power (W)	250 (at 50°C ambient temperature)	
Lightning protection	DC Ground	



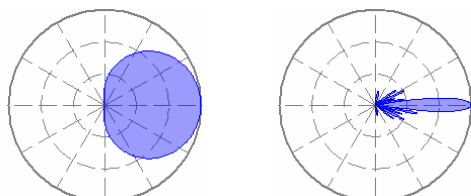
824 – 960 MHz: +45°/-45° Polarization



Horizontal Pattern

Vertical

1710 – 2170 MHz: +45°/-45° Polarization



Horizontal Pattern

Vertical

Mechanical Specifications

Connector	4×7/16DIN-Female
Connector position	Bottom
Radome material	Fiberglass
Operating temperature (°C)	-40~65
Mounting hardware (mm)	φ 50~ φ 115
Antenna weight (kg)	22.5
Packing weight (kg)	28
Height×width×depth (mm)	2600X268X136
Packing size (mm)	2950X360X220